

# ARNOLFINI

## Further Sensory Access Considerations

### The Entrance:

There are two automatic doors that you must walk through when entering the gallery. Sometimes they are left open but this is not always the case.

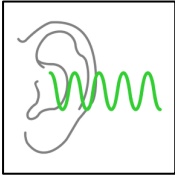


Image 1: The outside entrance to Arnolfini, you can see the first set of automatic doors in this photograph.



Image 2: In this photograph the second set of automatic doors are visible.


# ARNOLFINI



Physically the sound of the automatic doors can be heard opening and closing.



Image 3: A view of the stairs and lift taken with photographers back to the entrance.



Upon entering the gallery there is a mixture of natural light and artificial light, the artificial lighting becoming more prominent the further in the gallery you walk.

## **The Lift:**

The lift takes you to all floors in the Arnolfini.

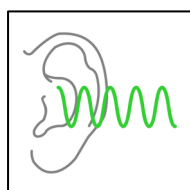
# ARNOLFINI



Image 4: This is a photograph of the buttons used for calling the lift. The circle and arrows are slightly raised, they also light up red when pressed.



Image 5: This photograph is showing the inside of the lift. There is a large mirror along the back wall.

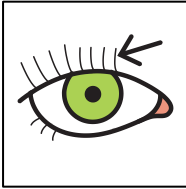


From the moment you press the lift button you will hear the voice over in the lift. As you enter and exit the voice over will be heard. This is a formal, female voice. You will also be able to hear the sound of the doors opening and closing.

# ARNOLFINI



The lighting in the lift is purely artificial and amplified by the reflective metal surface surround. This lighting is bright and glaring.



There is a mirror along the back wall of the lift and all other surfaces are metal.

## **The Stairs:**

There are stairs to all floors.




Image 6: Photograph of the stairs leading from the Ground Floor to the Level 1.



# ARNOLFINI



Image 7: Photograph of the stairs leading from Level 1 to Level 2.


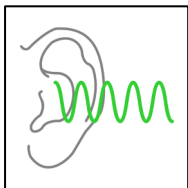



Image 8: Photograph from the top of the stars on Level 2.



The hallways are wider and taller than the other spaces in the Arnolfini, the space echoes and distorts noises. Talking on any floor, footsteps and other noises may be distorted and amplified.

# ARNOLFINI



Depending on the floor there is a mixture of natural and artificial lighting throughout the hallway and stairs.

## **The Toilets:**

There are accessible toilets on the basement, 1<sup>st</sup> and second floors. The toilets on the 1<sup>st</sup> and second floors do not have hand dryers, instead they deploy the use of paper towel to dry hands with.

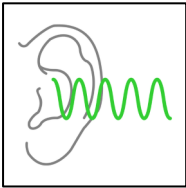


Image 9: This is a photograph of outside the toilets on Level 2.

# ARNOLFINI




Image 10: This is a photograph of the inside of one of the toilets on Level 2.



Although there are no hand dryers in these toilets, the sound of the toilet flush will still be moderately loud.



All the lighting in every toilet is artificial.



Due to the nature of the toilet area there may be several strong smells, particularly cleaning fluid and disinfectant which might be overwhelming.